

Scaled data based on original data using
LM-79-08 Approved Method: Electrical and Photometric Measurements of Solid-
State Lighting Products

Test Report Prepared for
Cooper Lighting Solutions
(formerly Eaton)

Brand: INVUE

Report Number: P141399

Luminaire Tested: **ECM-E03-LED-E1-SLL-7030**

Issue Date: 03/03/2020

Test Information

Test Method: LM-79-08
Report Number: P141399
REPORT IS SCALED FROM IESNA LM-79-08 TEST DATA (P33693)
Test Lab: INNOVATION CENTER-P3
Issue Date: 03/03/2020
Manufacturer: COOPER LIGHTING SOLUTIONS (FORMERLY EATON)
Product Line: INVUE
Catalog Number: ECM-E03-LED-E1-SLL-7030
Description: EPIC CLASSICAL MEDIUM DECORATIVE LED LUMINAIRE
(3) LIGHTBARS WITH AccuLED OPTICS - 90° SPILL LIGHT ELIMINATOR LEFT
Light Source: (63) 3000K CCT, 70 CRI LEDs
Ballast/Driver: -

Summary

Lumens per Lamp: N/A
Luminaire Lumens: 7166.7 lumens
Efficiency: N/A
Efficacy: 95.3 lumens/watt
Luminous Opening: Rectangular (W 0.5' x L: 1' x H: 0')
IES Classification: Type IV - Short - Non-Cutoff
BUG Rating: B1 - U0 - G3

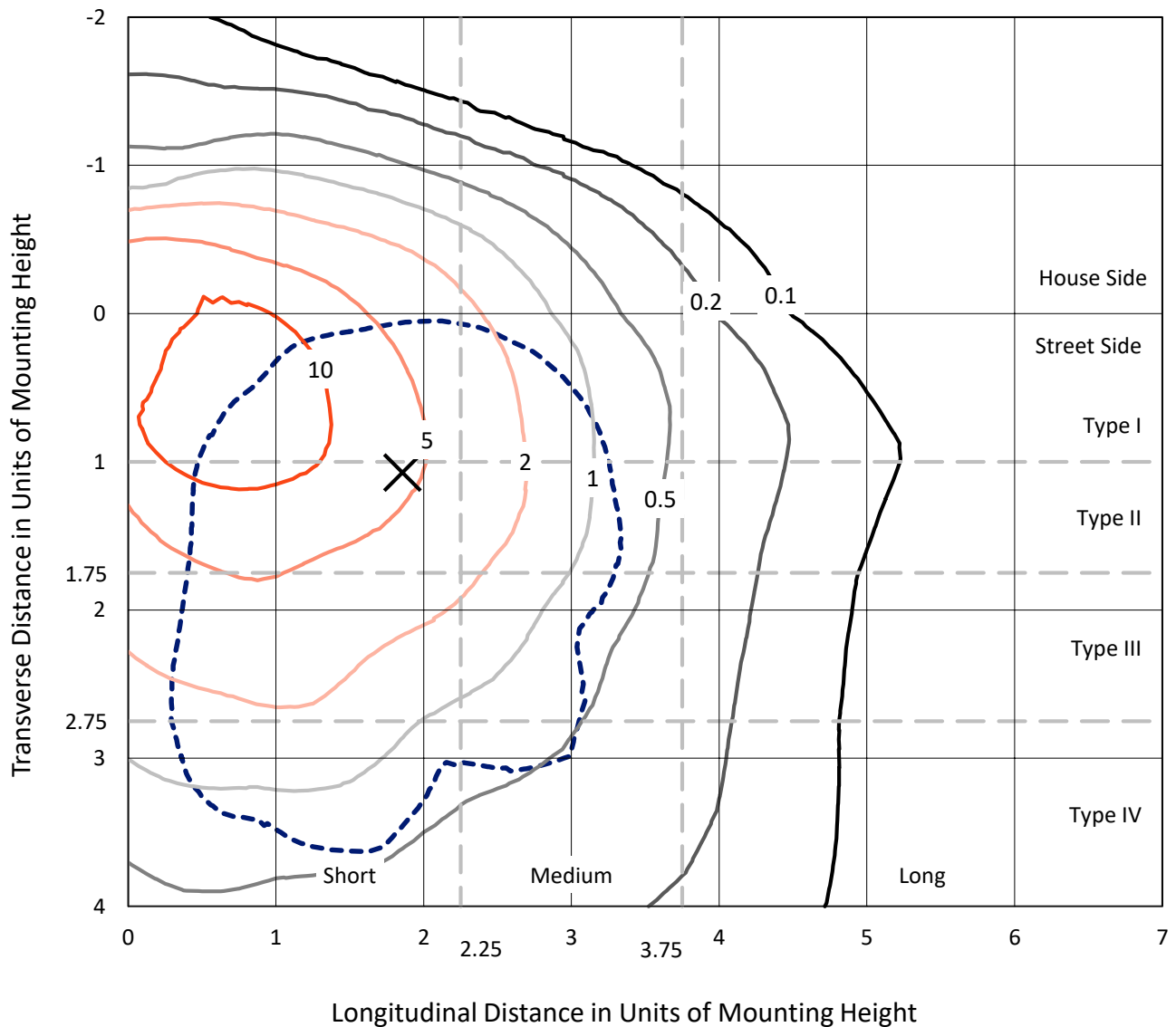
Input Watts (W): 75.2
Input Voltage (V): NR
Input Current (Ain): NR
Voltage Rise (V): NR
Power Factor: NR
Total Harmonic Distortion (THDi): NR
Frequency (hertz): 60
Stabilization Time: NR
Operation Time: NR
Ambient Temperature (°C): NR
Test Distance: 25 FT



REPORT NUMBER: P141399
 CATALOG NUMBER: ECM-E03-LED-E1-SLL-7030

Iso-Footcandle Lines of Horizontal Illumination

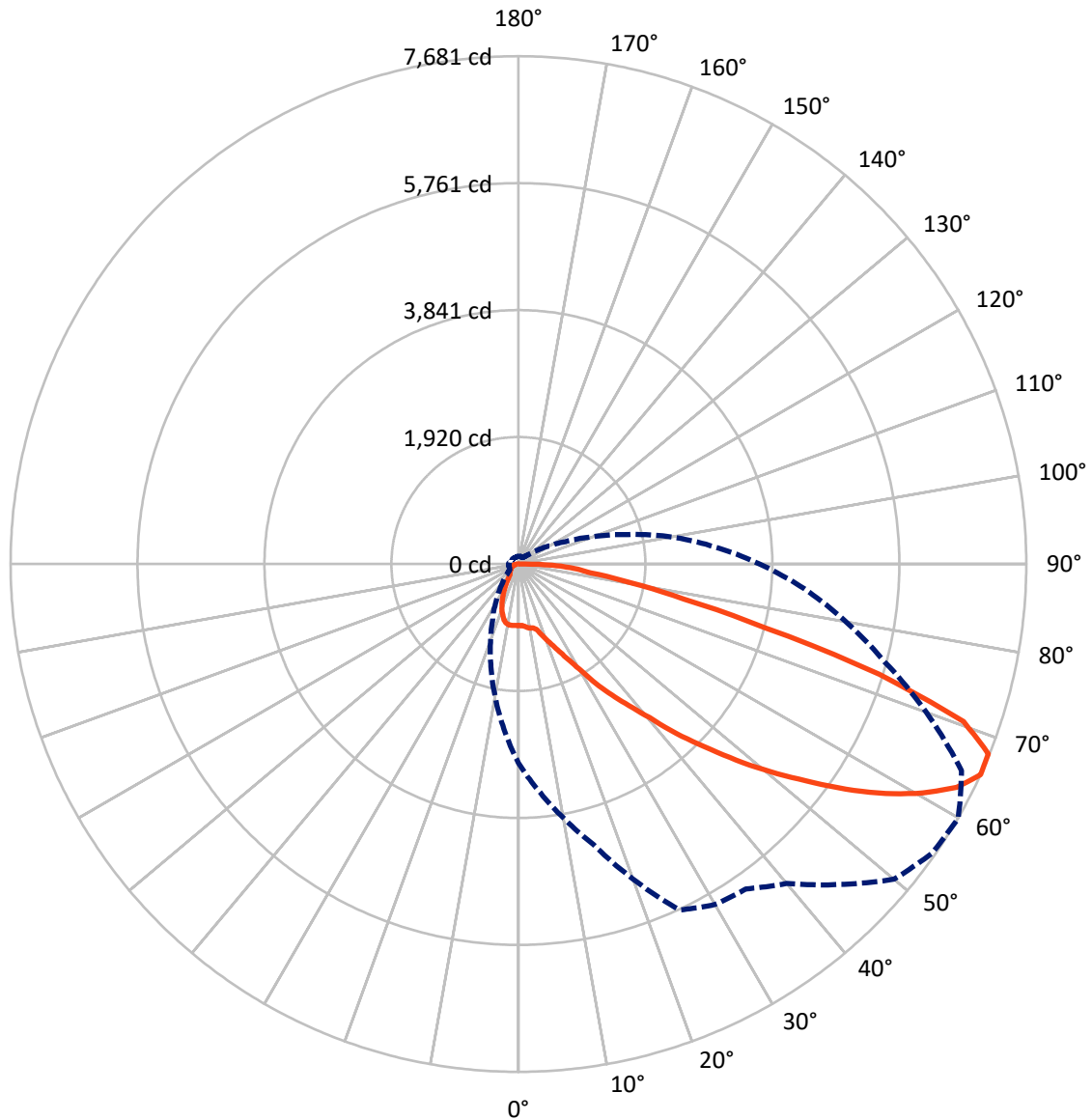
✕ Max cd
 - - - 1/2 Max cd



Based on 10 foot mounting height. Maximum calculated value = 15.1 fc
 Type IV - Short - Non-Cutoff

REPORT NUMBER: P141399
CATALOG NUMBER: ECM-E03-LED-E1-SLL-7030

Luminous Intensity Polar Plot



— Vertical Plane Through 60-Deg Lateral - - - Horizontal Cone Through 65-Deg Vertical

REPORT NUMBER: P141399

CATALOG NUMBER: ECM-E03-LED-E1-SLL-7030

FLUX DISTRIBUTION:

		Downward	Upward	Total
House Side	Lumens	1329.3	0.0	1329.3
	% Fixture	18.5	0.0	18.5
Street Side	Lumens	5837.4	0.0	5837.4
	% Fixture	81.5	0.0	81.5
Total	Lumens	7166.7	0.0	7166.7
	% Fixture	100.0	0.0	100.0

Coefficient of Utilization

ZONAL LUMENS:

Zone	Lumens	% Fixture
0°-10°	90.2	1.3
10°-20°	270.7	3.8
20°-30°	449.7	6.3
30°-40°	657.5	9.2
40°-50°	1000.1	14.0
50°-60°	1437.6	20.1
60°-70°	1767.5	24.7
70°-80°	1182.4	16.5
80°-90°	311.1	4.3
90°-100°	0.0	0.0
100°-110°	0.0	0.0
110°-120°	0.0	0.0
120°-130°	0.0	0.0
130°-140°	0.0	0.0
140°-150°	0.0	0.0
150°-160°	0.0	0.0
160°-170°	0.0	0.0
170°-180°	0.0	0.0
0°-90°	7166.7	100.0
0°-180°	7166.7	100.0



REPORT NUMBER: P141399

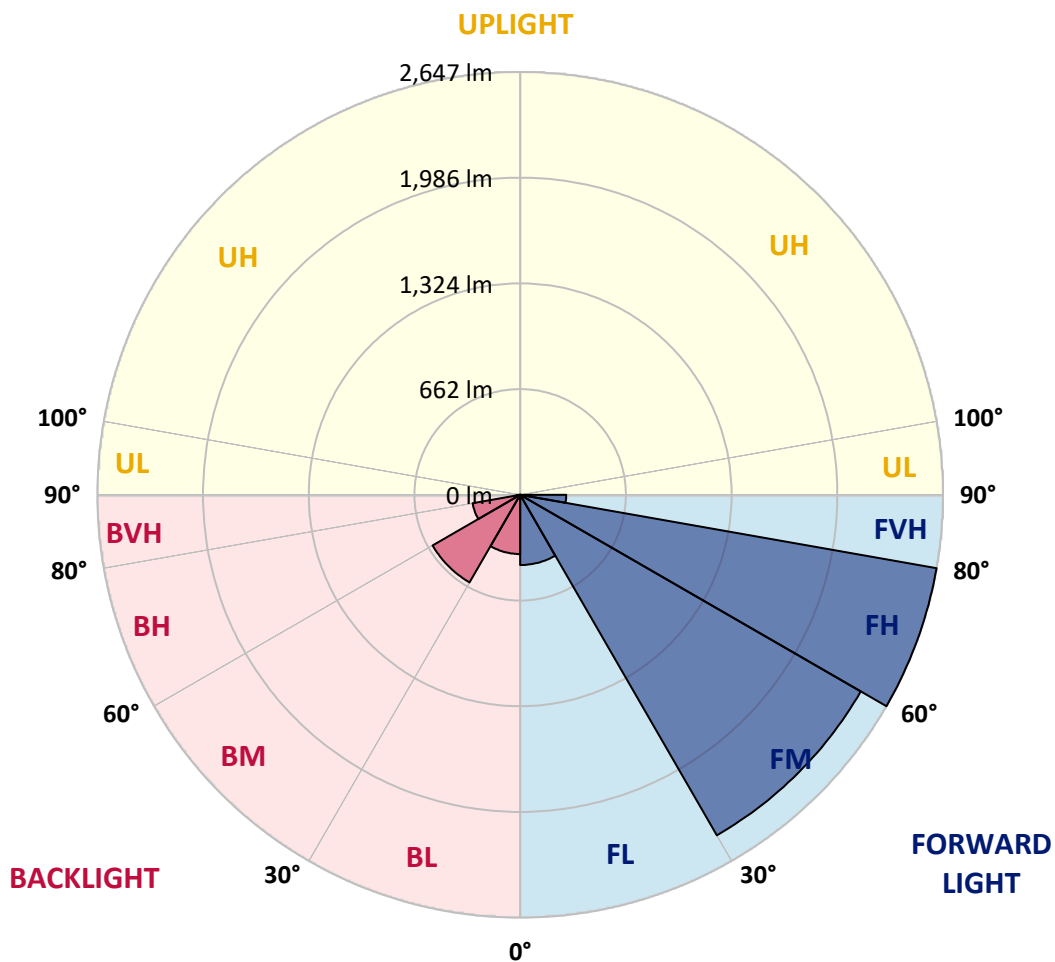
CATALOG NUMBER: ECM-E03-LED-E1-SLL-7030

LUMINAIRE CLASSIFICATION SYSTEM LUMEN TABLE AND BUG RATING:

Zone		Lumens	% Fixture	Zone Rating/Lumen Limit		
				B	U	G
FL	(0°-30°)	439.6	6.1			
FM	(30°-60°)	2462.0	34.4			
FH	(60°-80°)	2647.3	36.9			G2/5000
FVH	(80°-90°)	288.5	4.0			G3/500
BL	(0°-30°)	371.0	5.2	B1/500		
BM	(30°-60°)	633.1	8.8	B1/1000		
BH	(60°-80°)	302.5	4.2	B1/500		G1/500
BVH	(80°-90°)	22.6	0.3			G1/100
UL	(90°-100°)	0.0	0.0		U0/0	
UH	(100°-180°)	0.0	0.0		U0/0	

BUG Rating: B1-U0-G3

Type IV Short





REPORT NUMBER: P141399

CATALOG NUMBER: ECM-E03-LED-E1-SLL-7030

CANDELA DISTRIBUTION (FULL):

	0°	5°	10°	15°	20°	25°	30°	35°	40°	45°	50°
0°	931.6	931.6	931.6	931.6	931.6	931.6	931.6	931.6	931.6	931.6	931.6
2.5°	932.5	933.4	933.4	932.5	931.6	932.5	930.7	932.5	931.6	930.7	931.6
5°	920.7	921.6	923.4	923.4	925.2	928.9	929.8	934.4	937.1	938.0	941.7
7.5°	892.3	896.9	899.7	903.3	908.8	917.9	924.3	935.3	943.5	950.8	960.8
10°	875.0	880.5	885.9	894.2	902.4	914.3	925.2	938.9	949.9	960.8	972.7
12.5°	879.6	885.9	893.3	899.7	912.4	923.4	937.1	953.5	959.0	970.0	980.0
15°	917.0	922.5	928.0	935.3	947.1	959.9	978.2	996.5	1000.1	1012.0	1023.0
17.5°	967.2	968.2	977.3	990.1	1001.0	1022.0	1044.0	1068.6	1084.1	1091.5	1097.8
20°	1019.3	1022.0	1036.7	1048.5	1073.2	1100.6	1132.6	1169.1	1181.9	1213.8	1225.7
22.5°	1096.9	1096.0	1113.4	1129.8	1157.2	1186.4	1233.0	1283.3	1312.5	1337.1	1346.3
25°	1214.8	1217.5	1214.8	1238.5	1266.8	1314.3	1360.9	1411.1	1428.5	1471.4	1491.5
27.5°	1331.7	1352.7	1381.0	1388.3	1423.0	1477.8	1514.3	1568.2	1610.2	1622.1	1655.0
30°	1440.4	1484.2	1530.8	1570.0	1632.2	1698.8	1753.6	1814.8	1817.6	1839.5	1848.6
32.5°	1550.9	1619.4	1687.9	1738.1	1798.4	1887.0	1988.4	2087.9	2152.8	2219.4	2185.6
35°	1689.7	1796.6	1892.5	1970.1	2021.2	2103.4	2220.4	2382.0	2486.1	2565.6	2611.3
37.5°	1816.7	1978.3	2125.4	2235.9	2361.0	2419.5	2496.2	2613.1	2732.7	2806.7	2845.1
40°	1909.8	2130.8	2339.1	2498.9	2657.8	2797.6	2894.4	2989.4	3151.1	3243.3	3250.6
42.5°	1982.9	2264.2	2515.4	2744.6	2978.4	3173.9	3290.8	3411.4	3616.9	3723.7	3715.5
45°	2033.1	2363.8	2675.2	2957.4	3240.6	3495.4	3721.0	3900.0	4110.1	4313.8	4272.7
47.5°	2077.0	2446.0	2802.2	3120.9	3460.7	3778.5	4059.8	4311.9	4589.6	4864.5	4880.9
50°	2120.8	2512.6	2917.2	3284.4	3667.1	4066.2	4406.0	4730.2	5077.3	5427.1	5507.5
52.5°	2181.1	2587.5	3024.1	3433.3	3878.1	4299.1	4678.2	5081.9	5511.2	5849.1	6077.4
55°	2271.5	2691.6	3156.5	3582.2	4067.1	4531.1	4950.4	5416.2	5810.7	6228.1	6553.3
57.5°	2419.5	2830.5	3310.0	3744.7	4249.8	4741.2	5176.9	5665.5	6041.8	6504.9	6913.1
60°	2606.7	3019.5	3483.5	3937.5	4464.5	5036.2	5475.5	5837.2	6214.4	6683.0	7174.4
62.5°	2819.5	3233.3	3695.4	4164.0	4763.1	5382.4	5759.6	5966.0	6294.8	6805.4	7343.3
65°	3006.7	3433.3	3894.5	4391.4	5069.1	5773.3	5946.8	5998.9	6306.7	6854.7	7416.4
67.5°	3160.2	3650.7	4080.8	4575.9	5391.5	6021.7	5950.5	5846.4	6145.0	6735.0	7276.7
70°	3240.6	3747.5	4169.4	4592.3	5460.0	6056.4	5807.1	5523.9	5660.0	6237.3	6690.3
72.5°	3152.0	3671.7	4005.0	4268.1	5049.9	5629.0	5311.1	4776.8	4901.0	5460.0	5576.9
75°	2804.9	3432.4	3626.9	3617.8	4038.8	4338.4	4108.2	3767.6	4084.5	4317.4	4197.8
77.5°	2094.3	2811.3	2920.0	2720.0	2809.5	3061.6	2844.2	3109.0	3493.6	3598.6	3372.1
80°	1317.1	2060.5	2072.4	1823.0	1775.6	1874.2	2154.6	2718.1	3085.3	3063.4	2763.8
82.5°	733.4	1336.2	1463.2	1234.8	1176.4	1418.4	1918.9	2218.5	2170.1	2151.9	1761.9
85°	501.4	912.4	1115.2	1069.5	1182.8	1414.8	1573.7	1406.6	1354.5	1153.6	936.2
87.5°	203.7	411.0	691.4	794.6	843.0	1034.8	906.0	738.0	568.1	538.9	463.1
90°	0.0	0.0	0.0	0.0	0.0	0.0	0.0	0.0	0.0	0.0	0.0



REPORT NUMBER: P141399

CATALOG NUMBER: ECM-E03-LED-E1-SLL-7030

CANDELA DISTRIBUTION (continued):

	55°	60°	65°	70°	75°	80°	85°	90°	95°	100°	105°
0°	931.6	931.6	931.6	931.6	931.6	931.6	931.6	931.6	931.6	931.6	931.6
2.5°	928.9	930.7	930.7	931.6	932.5	933.4	933.4	933.4	934.4	935.3	934.4
5°	942.6	945.3	947.1	947.1	949.0	950.8	952.6	951.7	954.5	956.3	957.2
7.5°	964.5	970.0	974.5	978.2	980.0	980.0	980.0	977.3	980.0	980.9	981.9
10°	980.0	986.4	987.3	991.0	990.1	989.2	987.3	985.5	986.4	988.2	991.0
12.5°	984.6	991.0	992.8	995.6	994.6	993.7	990.1	990.1	989.2	991.9	994.6
15°	1022.0	1027.5	1036.7	1028.4	1029.3	1022.0	1015.6	1012.0	1010.2	1012.0	1013.8
17.5°	1107.9	1117.0	1113.4	1100.6	1099.7	1084.1	1081.4	1063.1	1063.1	1063.1	1057.7
20°	1225.7	1224.8	1218.4	1205.6	1178.2	1172.7	1152.6	1138.0	1124.3	1121.6	1115.2
22.5°	1354.5	1340.8	1337.1	1310.7	1293.3	1260.4	1230.3	1219.3	1206.5	1203.8	1202.9
25°	1479.6	1485.1	1458.6	1445.8	1402.0	1372.8	1355.4	1328.0	1328.0	1324.4	1319.8
27.5°	1636.7	1655.0	1625.8	1607.5	1566.4	1525.3	1495.2	1478.7	1461.4	1449.5	1416.6
30°	1858.7	1870.5	1850.4	1813.0	1761.9	1688.8	1647.7	1629.4	1597.4	1557.3	1503.4
32.5°	2171.0	2154.6	2086.1	2020.3	1953.7	1884.2	1834.9	1802.0	1752.7	1672.3	1570.0
35°	2575.6	2434.1	2348.2	2257.8	2181.1	2103.4	2066.0	2006.6	1894.3	1763.7	1626.7
37.5°	2774.8	2711.7	2613.1	2545.5	2454.2	2376.5	2291.6	2190.2	2045.0	1857.8	1667.8
40°	3173.9	3055.2	2978.4	2901.7	2789.4	2683.4	2568.3	2404.9	2171.0	1938.1	1699.7
42.5°	3593.1	3505.4	3366.6	3264.3	3180.3	3004.9	2822.3	2593.9	2299.8	2011.2	1729.0
45°	4139.3	3938.4	3766.7	3679.9	3514.6	3300.8	3088.0	2762.0	2418.6	2087.9	1761.9
47.5°	4688.2	4429.7	4252.6	4090.9	3914.6	3627.8	3296.3	2908.1	2509.9	2151.9	1789.3
50°	5277.3	4936.7	4732.1	4538.4	4248.0	3900.9	3479.0	3028.7	2604.9	2212.1	1813.9
52.5°	5876.5	5446.3	5154.0	4928.4	4568.6	4139.3	3644.3	3153.8	2706.3	2270.6	1834.0
55°	6415.4	6011.7	5634.5	5286.5	4853.5	4354.9	3795.9	3266.1	2797.6	2331.8	1846.8
57.5°	6904.0	6552.4	6102.1	5635.4	5115.7	4554.9	3935.6	3387.6	2883.4	2376.5	1845.9
60°	7239.2	7033.7	6566.1	5997.1	5389.7	4738.5	4103.7	3522.8	2959.3	2408.5	1838.6
62.5°	7480.3	7439.2	7031.0	6345.0	5613.5	4903.8	4266.3	3635.1	3014.1	2412.2	1807.5
65°	7631.0	7681.3	7394.5	6566.1	5738.6	5029.8	4346.6	3645.2	2974.8	2351.9	1725.3
67.5°	7536.1	7665.7	7392.7	6470.2	5618.9	4912.0	4228.8	3477.1	2765.6	2164.6	1540.8
70°	6946.9	7141.5	6872.0	5834.5	5033.5	4457.1	3795.0	2986.7	2379.3	1782.9	1217.5
72.5°	5449.0	5705.7	5470.1	4758.6	4166.7	3684.5	3193.1	2345.5	1813.9	1309.7	818.4
75°	3759.4	3858.0	3717.3	3226.0	3044.2	2856.0	2396.6	1576.4	1198.3	808.3	481.3
77.5°	2916.3	2559.2	2289.8	2088.8	2085.2	2050.5	1568.2	943.5	717.0	444.8	267.6
80°	2193.0	1721.7	1421.2	1243.1	1292.4	1444.9	914.3	484.1	370.8	245.7	164.4
82.5°	1443.1	1098.8	876.8	776.3	784.6	906.0	459.4	266.7	182.7	139.7	106.9
85°	879.6	854.0	761.7	691.4	637.5	622.9	357.1	204.6	101.4	72.2	54.8
87.5°	429.3	508.7	621.1	629.3	540.7	458.5	185.4	58.5	42.9	22.8	16.4
90°	0.0	0.0	0.0	0.0	0.0	0.0	0.0	0.0	0.0	0.0	0.0



REPORT NUMBER: P141399

CATALOG NUMBER: ECM-E03-LED-E1-SLL-7030

CANDELA DISTRIBUTION (continued):

	110°	115°	120°	125°	130°	135°	140°	145°	150°	155°	160°
0°	931.6	931.6	931.6	931.6	931.6	931.6	931.6	931.6	931.6	931.6	931.6
2.5°	935.3	939.8	938.0	937.1	937.1	941.7	941.7	939.8	939.8	940.8	940.8
5°	957.2	961.8	959.9	960.8	962.7	963.6	966.3	963.6	961.8	963.6	962.7
7.5°	982.8	987.3	986.4	988.2	990.1	991.9	993.7	992.8	991.0	991.0	990.1
10°	993.7	1002.9	1006.5	1010.2	1014.7	1016.6	1019.3	1019.3	1015.6	1015.6	1011.1
12.5°	1001.0	1008.3	1017.5	1023.0	1031.2	1037.6	1040.3	1041.2	1038.5	1034.8	1030.3
15°	1016.6	1022.0	1031.2	1036.7	1046.7	1054.9	1060.4	1059.5	1055.8	1045.8	1032.1
17.5°	1054.9	1054.0	1057.7	1061.3	1064.1	1068.6	1066.8	1058.6	1041.2	1023.0	1003.8
20°	1112.5	1111.5	1106.1	1097.8	1087.8	1075.0	1054.9	1030.3	1001.0	968.2	938.9
22.5°	1193.7	1185.5	1178.2	1156.3	1121.6	1078.7	1026.6	978.2	943.5	911.5	879.6
25°	1301.5	1281.4	1245.8	1194.7	1139.9	1075.9	1000.1	935.3	891.4	854.0	822.0
27.5°	1369.1	1322.5	1263.2	1192.8	1119.8	1037.6	953.5	889.6	840.3	799.2	762.6
30°	1426.7	1342.6	1259.5	1170.0	1077.8	992.8	904.2	835.7	778.2	732.5	688.7
32.5°	1458.6	1346.3	1242.2	1135.3	1034.8	938.0	842.1	768.1	713.3	656.7	596.4
35°	1478.7	1335.3	1209.3	1088.7	978.2	877.7	777.3	696.0	623.8	554.4	494.1
37.5°	1484.2	1317.1	1166.3	1036.7	910.6	801.0	706.0	611.0	538.9	464.0	394.6
40°	1481.5	1282.3	1112.5	955.4	822.9	717.0	624.7	538.0	458.5	391.8	325.2
42.5°	1470.5	1243.1	1048.5	888.7	755.3	654.0	569.0	481.3	410.1	338.9	282.2
45°	1466.8	1204.7	1000.1	837.5	709.7	610.1	527.0	442.1	367.2	299.6	243.0
47.5°	1458.6	1170.0	955.4	798.3	672.2	576.3	490.5	407.4	329.7	268.5	213.7
50°	1440.4	1132.6	922.5	768.1	641.2	542.5	454.8	365.3	289.5	229.3	187.2
52.5°	1421.2	1108.8	901.5	738.0	608.3	502.3	415.6	325.2	253.9	197.3	165.3
55°	1402.0	1090.5	873.2	702.4	565.4	461.2	373.6	290.4	223.8	175.4	152.5
57.5°	1381.0	1065.9	838.5	656.7	517.0	415.6	327.9	249.3	194.5	158.0	142.5
60°	1363.6	1031.2	778.2	592.8	452.1	351.6	272.2	208.2	165.3	142.5	136.1
62.5°	1318.0	964.5	691.4	498.7	367.2	274.9	207.3	162.6	138.8	127.9	128.8
65°	1207.4	815.6	548.9	389.1	257.6	184.5	148.0	124.2	113.3	113.3	116.0
67.5°	1017.5	621.1	389.1	247.5	169.0	133.3	113.3	103.2	101.4	103.2	107.8
70°	720.6	402.8	243.9	161.7	127.0	107.8	97.7	94.1	92.2	94.1	95.9
72.5°	443.9	237.5	155.3	126.0	108.7	96.8	90.4	87.7	86.8	86.8	85.9
75°	242.0	158.9	124.2	109.6	98.6	89.5	83.1	78.5	77.6	78.5	76.7
77.5°	154.4	124.2	110.5	101.4	91.3	79.5	74.0	70.3	70.3	69.4	67.6
80°	120.6	110.5	101.4	92.2	76.7	67.6	62.1	61.2	60.3	59.4	59.4
82.5°	90.4	87.7	83.1	74.9	61.2	53.9	51.1	51.1	50.2	47.5	47.5
85°	52.1	51.1	54.8	48.4	41.1	35.6	35.6	36.5	37.4	36.5	33.8
87.5°	17.4	14.6	15.5	15.5	12.8	10.0	13.7	16.4	15.5	13.7	16.4
90°	0.0	0.0	0.0	0.0	0.0	0.0	0.0	0.0	0.0	0.0	0.0



REPORT NUMBER: P141399

CATALOG NUMBER: ECM-E03-LED-E1-SLL-7030

CANDELA DISTRIBUTION (continued):

	165°	170°	175°	180°	185°	190°	195°	200°	205°	210°	215°
0°	931.6	931.6	931.6	931.6	931.6	931.6	931.6	931.6	931.6	931.6	931.6
2.5°	938.0	939.8	943.5	939.8	938.0	938.0	936.2	937.1	934.4	931.6	932.5
5°	960.8	959.0	960.8	958.1	952.6	951.7	948.1	948.1	944.4	940.8	938.9
7.5°	986.4	983.7	984.6	979.1	972.7	968.2	963.6	961.8	957.2	951.7	948.1
10°	1006.5	1003.8	1001.9	995.6	987.3	982.8	976.4	972.7	968.2	960.8	957.2
12.5°	1019.3	1012.9	1009.3	998.3	991.0	986.4	979.1	977.3	971.8	965.4	962.7
15°	1016.6	1001.9	991.0	978.2	968.2	961.8	955.4	953.5	950.8	948.1	942.6
17.5°	971.8	953.5	941.7	915.2	900.6	894.2	893.3	892.3	890.5	890.5	884.1
20°	909.7	888.7	870.4	844.8	825.7	819.3	801.9	797.4	791.9	797.4	791.9
22.5°	854.0	827.5	806.5	785.5	762.6	744.4	721.5	710.6	695.1	691.4	693.2
25°	794.6	761.7	735.2	710.6	685.9	660.4	639.3	623.8	613.8	600.1	587.3
27.5°	722.5	695.1	659.4	639.3	610.1	581.8	559.9	543.4	525.2	514.2	495.9
30°	649.4	607.4	571.8	543.4	511.5	497.8	476.8	459.4	443.0	431.1	415.6
32.5°	554.4	510.6	473.1	440.2	418.3	399.1	386.3	371.7	363.5	353.5	343.4
35°	453.9	399.1	354.4	339.8	315.1	316.0	309.6	302.3	295.9	286.8	285.9
37.5°	342.5	299.6	270.4	252.1	248.4	243.0	243.9	243.0	241.1	238.4	238.4
40°	271.3	232.9	213.7	210.1	210.1	209.2	208.2	208.2	208.2	206.4	205.5
42.5°	232.0	204.6	198.2	196.4	194.5	193.6	191.8	189.1	189.1	187.2	184.5
45°	204.6	189.1	187.2	185.4	185.4	182.7	179.9	178.1	177.2	176.3	174.4
47.5°	187.2	179.0	177.2	175.4	174.4	172.6	169.9	167.1	166.2	165.3	165.3
50°	168.1	162.6	162.6	162.6	159.8	158.0	155.3	153.4	153.4	152.5	151.6
52.5°	154.4	151.6	150.7	149.8	148.0	145.2	143.4	142.5	141.6	142.5	141.6
55°	148.0	146.1	145.2	143.4	141.6	138.8	137.0	134.3	133.3	135.2	135.2
57.5°	140.7	139.7	138.8	137.0	135.2	131.5	128.8	127.0	127.0	129.7	128.8
60°	137.9	137.0	136.1	135.2	132.4	127.9	123.3	121.5	121.5	124.2	124.2
62.5°	131.5	130.6	129.7	128.8	125.1	121.5	116.9	115.1	116.0	117.8	120.6
65°	119.6	120.6	119.6	119.6	116.9	114.2	111.4	109.6	108.7	109.6	112.3
67.5°	108.7	109.6	109.6	109.6	108.7	105.9	104.1	101.4	99.6	100.5	101.4
70°	98.6	99.6	100.5	100.5	98.6	95.9	93.2	90.4	89.5	90.4	90.4
72.5°	87.7	87.7	87.7	88.6	87.7	86.8	83.1	79.5	79.5	78.5	79.5
75°	76.7	76.7	76.7	76.7	74.9	74.9	73.1	69.4	68.5	69.4	70.3
77.5°	67.6	65.8	64.8	64.8	64.8	63.0	62.1	62.1	61.2	61.2	61.2
80°	55.7	53.9	52.1	51.1	52.1	52.1	53.9	53.9	53.0	53.0	53.0
82.5°	43.8	40.2	39.3	39.3	37.4	39.3	42.9	47.5	45.7	46.6	46.6
85°	32.0	28.3	26.5	26.5	24.7	28.3	32.9	36.5	34.7	36.5	35.6
87.5°	14.6	13.7	11.0	9.1	11.0	16.4	19.2	20.1	17.4	21.0	21.0
90°	0.0	0.0	0.0	0.0	0.0	0.0	0.0	0.0	0.0	0.0	0.0



REPORT NUMBER: P141399

CATALOG NUMBER: ECM-E03-LED-E1-SLL-7030

CANDELA DISTRIBUTION (continued):

	220°	225°	230°	235°	240°	245°	250°	255°	260°	265°	270°
0°	931.6	931.6	931.6	931.6	931.6	931.6	931.6	931.6	931.6	931.6	931.6
2.5°	936.2	932.5	931.6	932.5	930.7	933.4	933.4	932.5	932.5	931.6	933.4
5°	941.7	937.1	934.4	934.4	932.5	935.3	933.4	932.5	931.6	931.6	931.6
7.5°	949.9	943.5	938.9	936.2	932.5	932.5	929.8	927.1	925.2	924.3	924.3
10°	957.2	948.1	940.8	934.4	928.9	924.3	919.7	913.4	911.5	909.7	910.6
12.5°	956.3	946.2	935.3	925.2	912.4	907.0	895.1	887.8	887.8	883.2	885.9
15°	936.2	918.8	903.3	886.9	871.3	860.4	845.8	837.5	833.0	832.1	838.5
17.5°	875.9	859.5	844.8	826.6	806.5	799.2	789.1	785.5	782.7	787.3	791.9
20°	794.6	773.6	759.9	748.9	748.9	747.1	742.6	736.2	730.7	729.8	735.2
22.5°	679.5	671.3	674.1	666.7	666.7	663.1	670.4	658.5	664.9	659.4	662.2
25°	583.6	580.0	578.2	577.2	577.2	583.6	582.7	584.5	578.2	581.8	580.9
27.5°	496.9	492.3	485.9	489.6	493.2	497.8	499.6	500.5	506.0	495.9	499.6
30°	413.7	406.4	411.0	407.4	409.2	408.3	408.3	408.3	411.9	419.2	413.7
32.5°	338.9	335.2	339.8	333.4	334.3	334.3	332.5	329.7	331.5	323.3	329.7
35°	280.4	275.8	279.5	276.7	274.0	266.7	264.0	259.4	260.3	258.5	257.6
37.5°	234.7	233.8	231.1	231.1	229.3	228.3	223.8	224.7	225.6	227.4	227.4
40°	202.8	201.9	200.9	202.8	203.7	204.6	206.4	208.2	211.0	213.7	216.5
42.5°	184.5	184.5	184.5	188.2	190.9	195.5	198.2	201.9	205.5	210.1	213.7
45°	173.5	172.6	174.4	177.2	181.8	186.3	190.9	196.4	201.9	206.4	209.2
47.5°	164.4	163.5	165.3	168.1	172.6	179.9	186.3	192.7	199.1	203.7	205.5
50°	152.5	152.5	153.4	156.2	160.7	167.1	173.5	180.8	187.2	190.9	192.7
52.5°	143.4	144.3	144.3	147.0	151.6	157.1	163.5	169.9	174.4	177.2	180.8
55°	134.3	136.1	136.1	138.8	143.4	149.8	158.0	163.5	169.0	172.6	175.4
57.5°	127.9	128.8	128.8	132.4	137.9	143.4	151.6	158.9	165.3	169.9	173.5
60°	122.4	123.3	122.4	127.0	131.5	137.9	145.2	153.4	162.6	169.0	171.7
62.5°	117.8	117.8	116.9	120.6	123.3	127.0	133.3	142.5	150.7	156.2	158.9
65°	112.3	112.3	110.5	114.2	114.2	119.6	124.2	132.4	138.8	145.2	147.0
67.5°	101.4	103.2	102.3	105.0	108.7	112.3	117.8	124.2	130.6	135.2	137.9
70°	90.4	91.3	94.1	95.9	99.6	101.4	105.9	110.5	116.9	119.6	122.4
72.5°	80.4	81.3	83.1	84.9	88.6	90.4	94.1	97.7	103.2	105.9	108.7
75°	70.3	71.2	72.2	74.0	75.8	77.6	79.5	83.1	86.8	90.4	93.2
77.5°	60.3	61.2	63.9	63.0	64.8	65.8	68.5	70.3	72.2	75.8	79.5
80°	53.0	52.1	53.9	54.8	56.6	56.6	58.5	58.5	61.2	61.2	62.1
82.5°	44.8	43.8	45.7	48.4	49.3	49.3	51.1	47.5	46.6	47.5	50.2
85°	33.8	34.7	35.6	39.3	40.2	40.2	42.0	39.3	35.6	35.6	37.4
87.5°	19.2	14.6	21.0	24.7	24.7	25.6	27.4	26.5	25.6	20.1	21.0
90°	0.0	0.0	0.0	0.0	0.0	0.0	0.0	0.0	0.0	0.0	0.0



REPORT NUMBER: P141399
 CATALOG NUMBER: ECM-E03-LED-E1-SLL-7030

REPORT N
 CATALOG

CANDELA DISTRIBUTION (continued):

CANDELA

	275°	280°	285°	290°	295°	300°	305°	310°	315°	320°	325°	
0°	931.6	931.6	931.6	931.6	931.6	931.6	931.6	931.6	931.6	931.6	931.6	0°
2.5°	932.5	933.4	934.4	935.3	936.2	935.3	937.1	935.3	936.2	934.4	933.4	2.5°
5°	931.6	932.5	932.5	934.4	935.3	932.5	934.4	931.6	931.6	929.8	927.1	5°
7.5°	925.2	927.1	927.1	928.9	928.9	926.1	926.1	920.7	918.8	912.4	907.9	7.5°
10°	912.4	915.2	917.0	920.7	922.5	917.9	915.2	908.8	901.5	894.2	886.9	10°
12.5°	890.5	891.4	897.8	903.3	906.0	908.8	907.0	906.0	898.7	894.2	891.4	12.5°
15°	840.3	847.6	854.0	866.8	875.9	885.9	893.3	901.5	905.1	909.7	911.5	15°
17.5°	796.4	804.7	809.2	820.2	829.3	844.8	864.0	885.0	899.7	917.9	935.3	17.5°
20°	735.2	748.9	752.6	770.0	781.8	801.9	822.9	849.4	878.6	907.0	938.0	20°
22.5°	666.7	673.1	680.4	698.7	713.3	738.9	770.9	807.4	841.2	880.5	925.2	22.5°
25°	583.6	591.9	599.2	619.3	640.3	664.0	702.4	747.1	790.0	842.1	900.6	25°
27.5°	501.4	507.8	520.6	535.2	559.0	584.5	632.0	681.4	730.7	793.7	863.1	27.5°
30°	415.6	422.0	428.4	445.7	470.4	500.5	543.4	601.9	660.4	727.9	810.1	30°
32.5°	333.4	335.2	348.0	360.8	381.8	407.4	453.9	510.6	573.6	655.8	737.1	32.5°
35°	260.3	271.3	276.7	294.1	306.9	333.4	372.6	424.7	490.5	573.6	661.3	35°
37.5°	231.1	234.7	242.0	254.8	272.2	295.9	323.3	363.5	420.1	490.5	572.7	37.5°
40°	220.1	223.8	229.3	239.3	255.7	277.7	300.5	332.5	376.3	432.0	506.0	40°
42.5°	216.5	217.4	219.2	228.3	244.8	269.4	296.8	327.0	360.8	405.5	464.0	42.5°
45°	211.9	211.9	212.8	219.2	233.8	259.4	294.1	332.5	370.8	411.0	460.3	45°
47.5°	208.2	209.2	208.2	211.0	221.9	246.6	285.0	331.5	382.7	434.8	488.6	47.5°
50°	193.6	193.6	194.5	195.5	203.7	227.4	264.9	316.0	379.0	449.4	523.3	50°
52.5°	181.8	183.6	183.6	185.4	190.9	210.1	247.5	301.4	369.9	452.1	551.7	52.5°
55°	178.1	179.9	180.8	180.8	184.5	200.9	236.6	287.7	359.9	449.4	562.6	55°
57.5°	175.4	177.2	178.1	177.2	179.9	193.6	226.5	276.7	348.9	443.0	567.2	57.5°
60°	172.6	173.5	171.7	169.9	170.8	182.7	211.9	261.2	336.1	433.8	565.4	60°
62.5°	159.8	160.7	158.9	157.1	155.3	164.4	190.9	239.3	309.6	412.8	550.8	62.5°
65°	148.9	148.9	148.9	147.0	145.2	150.7	169.9	211.0	272.2	375.4	517.0	65°
67.5°	139.7	138.8	138.8	137.9	136.1	137.9	149.8	178.1	225.6	316.0	455.8	67.5°
70°	125.1	124.2	125.1	124.2	122.4	122.4	127.9	143.4	175.4	232.0	354.4	70°
72.5°	110.5	111.4	113.3	113.3	113.3	114.2	114.2	118.7	136.1	166.2	241.1	72.5°
75°	95.0	95.9	98.6	102.3	100.5	101.4	101.4	104.1	113.3	131.5	169.0	75°
77.5°	80.4	83.1	86.8	87.7	84.9	84.9	86.8	91.3	99.6	110.5	128.8	77.5°
80°	65.8	69.4	70.3	72.2	73.1	73.1	74.9	78.5	86.8	100.5	115.1	80°
82.5°	52.1	54.8	57.5	60.3	62.1	64.8	65.8	67.6	75.8	89.5	105.9	82.5°
85°	39.3	42.0	45.7	48.4	50.2	53.0	52.1	53.0	57.5	68.5	80.4	85°
87.5°	23.7	23.7	26.5	27.4	28.3	28.3	30.1	26.5	28.3	36.5	43.8	87.5°
90°	0.0	0.0	0.0	0.0	0.0	0.0	0.0	0.0	0.0	0.0	0.0	90°



NUMBER: P141399

NUMBER: ECM-E03-LED-E1-SLL-7030

DISTRIBUTION (continued):

330°	335°	340°	345°	350°	355°	360°
931.6	931.6	931.6	931.6	931.6	931.6	931.6
934.4	933.4	932.5	933.4	935.3	935.3	932.5
928.0	925.2	923.4	923.4	923.4	922.5	920.7
906.0	901.5	898.7	896.9	896.0	896.0	892.3
882.3	879.6	874.1	872.2	873.2	875.9	875.0
887.8	879.6	876.8	876.8	875.9	880.5	879.6
917.9	917.9	914.3	913.4	911.5	917.0	917.0
949.9	958.1	961.8	958.1	959.0	959.9	967.2
967.2	991.0	1003.8	1013.8	1014.7	1020.2	1019.3
970.0	1012.9	1046.7	1068.6	1088.7	1098.8	1096.9
956.3	1015.6	1075.0	1130.7	1172.7	1195.6	1214.8
938.0	1008.3	1085.1	1163.6	1232.1	1293.3	1331.7
895.1	984.6	1083.2	1183.7	1281.4	1369.1	1440.4
834.8	938.0	1055.8	1188.3	1325.3	1446.7	1550.9
754.4	864.9	1008.3	1170.9	1351.8	1532.6	1689.7
667.7	789.1	946.2	1141.7	1365.5	1601.1	1816.7
591.9	711.5	883.2	1104.2	1363.6	1645.9	1909.8
542.5	654.9	828.4	1068.6	1354.5	1671.4	1982.9
526.1	627.5	791.9	1040.3	1349.0	1689.7	2033.1
548.0	635.7	783.7	1027.5	1347.2	1710.7	2077.0
599.2	681.4	814.7	1048.5	1363.6	1731.7	2120.8
647.6	745.3	882.3	1108.8	1424.8	1792.9	2181.1
686.8	814.7	955.4	1188.3	1512.5	1887.9	2271.5
708.8	868.6	1050.4	1298.8	1632.2	2027.6	2419.5
717.9	906.0	1131.6	1414.8	1782.9	2187.5	2606.7
714.2	923.4	1190.1	1520.7	1918.9	2362.8	2819.5
691.4	923.4	1226.6	1605.7	2033.1	2502.6	3006.7
636.6	891.4	1230.3	1655.0	2120.8	2620.4	3160.2
536.1	799.2	1169.1	1649.5	2148.2	2657.8	3240.6
375.4	596.4	975.5	1490.6	2031.3	2569.3	3152.0
232.9	371.7	698.7	1152.6	1690.6	2180.2	2804.9
163.5	225.6	400.0	729.8	1163.6	1624.9	2094.3
136.1	166.2	228.3	401.9	699.6	1001.0	1317.1
117.8	134.3	158.9	229.3	356.2	533.4	733.4
87.7	97.7	109.6	150.7	224.7	329.7	501.4
35.6	40.2	44.8	60.3	137.9	190.0	203.7
0.0	0.0	0.0	0.0	0.0	0.0	0.0

(END OF REPORT)